



# Regulatory Affairs Certification: Medical Devices (RAC-Devices)

Candidate Guide 2025

November 2024



# Contents

## Welcome and Overview

Introduction .....	3
Value of the RAC .....	3
About Certification .....	3
RAC Exam Overview .....	3
Preparing for the Exam .....	4
Question Types .....	4

## Preparing for the Exam

Computer-Based Testing and Testing Modality .....	5
Your Journey .....	5

## Applying for the Exam

RAC Application Process .....	6
Eligibility Requirements .....	6
General Application Instructions .....	6
Submitting Payment .....	7
Application Receipt Confirmation .....	7
Application Audit .....	7
Incomplete Applications .....	7
Application Rejection .....	7
Application Withdrawal/Cancellation and Refunds .....	7
Transferring to Another Testing Cycle .....	7
Appeals Process .....	7
Nondiscrimination Policy .....	7

## Exam Scheduling

Notice to Schedule Email .....	8
Exam Scheduling .....	8
Scheduling an Online Exam .....	8
In Person International Testing .....	8
Change an Onsite Testing Appointment .....	9
Change an Online Testing Appointment .....	9
Change the Exam Type or Modality .....	9
Emergency Situations .....	9
Failure to Schedule or Keep an Appointment .....	9
Special Accommodations for the Exam .....	9

## On Exam Day (Onsite Testing)

What to Bring to the Testing Center .....	10
Items Prohibited at the Testing Center .....	10
Other Considerations .....	11
Inclement-Weather Cancellations .....	11
Exam Security and Confidentiality .....	11
Termination of Exam/Dismissal .....	11
Problems at the Testing Center .....	11

## On Exam Day (Online Testing)

Authentication .....	12
Before Beginning .....	12
During the Exam .....	12
Room Environment .....	13
Other Considerations .....	13
Online Testing Log-In Issues .....	13
Online Testing Privacy Statement .....	13

## After the Exam

Exam Scoring .....	14
Notification of Exam Results .....	14
RAC Recognition .....	14
Use of the RAC Designation .....	14
Retaking the Exam .....	14
Release of Information .....	14

## Recertify

Maintain RAC Credentials .....	15
Contact Information .....	15

## Appendix

A: RAC-Drugs Exam Content Outline .....	16
B: Special Accommodations Request Form .....	19
C: Documentation of Disability-Related Needs .....	20
D: Code of Ethics .....	21
E: Appeals Request Form .....	23
F: Application Deadlines and Testing Windows .....	24
G: Application, Transfer, and Other Fees .....	24
H: Important Contact Information .....	24

# Welcome and Overview

## Introduction

Congratulations on pursuing the Regulatory Affairs Certification (RAC-Devices). RAPS commends this commitment to your career and the regulatory professional.

This guide contains information about:

- RAC exam eligibility requirements
- Submitting an exam application
- Preparing for the exam
- Scheduling the exam
- What to expect at the testing center
- What to expect after the exam

This Guide pertains to RAC-Devices certification only. For information about RAC-Drugs certification, see the RAC-Drugs Candidate Guide.

The RAC is the leading credential for regulatory professionals in the healthcare product sector. It is intended for individuals employed in regulatory agencies, industry, consultancies and other settings involved with the regulation of healthcare products. The RAC denotes commitment to excellence, and the pursuit of knowledge and career advancement. Success on the RAC exam requires knowledge of the appropriate regulations and the ability to think critically about the regulatory issues and challenges that occur throughout the healthcare product lifecycle.

## Value of the RAC

The RAC demonstrates to employers, clients and colleagues that a regulatory professional has the essential knowledge, skills, critical thinking abilities and a commitment to advancing professional knowledge and abilities. As the demand for competent regulatory professionals increases globally, RAC-credentialed professionals are well positioned to be effective team members and contributors in every work setting.

Recognition of the RAC continues to grow around the world. RAC-credentialed professionals earn higher salaries than those who do not hold the credential.<sup>1</sup>

<sup>1</sup> Based on data from the RAPS' 2024 Scope of Practice & Compensation Survey of the regulatory profession

---

*RAC holders in North America reported earning an average of 12% more than their counterparts who do not hold the credential<sup>2</sup>*

---

## About Certification

The primary purpose of any professional certification program is to provide an independent assessment of the knowledge, skills and/or competencies required for successful performance of a professional role. This assessment is typically accomplished by the successful completion of an exam.<sup>2</sup>

---

*RAC-credentialed professionals are among the current and rising leaders in the regulatory profession. To date, more than 15,000 individuals have earned the RAC, some holding multiple credentials.*

---

## RAC Exam Overview

Each exam is based on a survey of the scope of practice and specific roles and responsibilities of regulatory professionals in the workplace with at least three years of regulatory experience. Each exam is reviewed and revised annually.

Content is updated for the summer cycle. The updated exam content is based on regulations and guidelines in effect on 31 December of the prior year. Example: exams taken in the summer are based on regulations 'on the books' as of 31 December the prior year.

<sup>2</sup> Defining Features of Quality Certification and Assessment-Based Certificate Programs. (2010) The Institute for Credentialing Excellence.

## Knowledge Required and Regulatory Basis

- Knowledge of the full product development and lifecycle requirements for medical devices and IVDs
- 30% US FDA requirements
- 30% European regulations and guidance from the European Commission and competent authorities
- 40% globally applicable regulatory practices — IMDRF, WHO and ISO guidelines and standards
- Critical thinking and analytical skills

## Preparing for the Exam

The RAC exams are challenging, so it is important to develop a study plan. Here are some things to consider:

Review the exam content outline—The content outline in the Appendix contains the content domains, competency statements and number of questions in each domain.

Assess knowledge and experience scope and depth— Use the content outline as a checklist to evaluate areas of strength and weakness; it will help focus studying.

Build and implement a plan—Allow sufficient time to build a knowledge base in areas of limited experience to expand knowledge in more familiar areas. Use reference materials to supplement your knowledge.

## Question Types

The exam consists of 100 multiple-choice questions that must be answered within a two-hour time limit. There are three question formats used in the RAC exams.

- Recall questions ask for specific information, typically about regulations and guidance that are important aspects of the regulatory process. These questions may relate to any stage of product development and to regulations for specific product types.
- Application questions require relating specific knowledge to a situation that may be encountered in the scope of practice of a regulatory professional.
- Analysis questions may be described as a small case or example requiring the candidate to read and assemble information in order to identify and evaluate various solutions.



# Preparing for the Exam

## Computer-Based Testing and Testing Modality


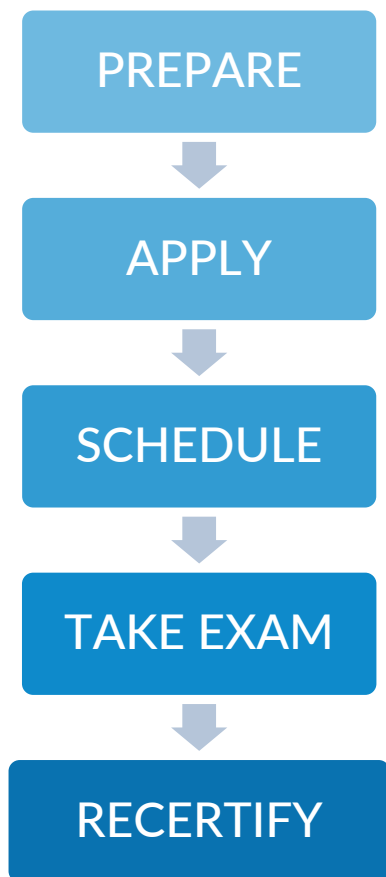
All exams are computer-based. Testing can occur at selected testing centers, confirmed by the testing vendor, or online at a suitable location of the candidate's choosing. Candidates do not need to choose their preferred testing modality when applying. Modality is selected when scheduling the exam.

## Your Journey

Check the RAPS website at [RAPS.org](https://www.raps.org) for additional resources. Some are free of charge; others are available for purchase. RAPS' resources are not required.

### Key Exam Facts

- US, EU and global content
- Exam content is updated every summer
- 100 questions
- 120 minutes
- Computer-based
- Three question formats — recall, application, analysis
- Can be taken at a testing facility or online



# Applying for the Exam

## RAC Application Process

Apply online or submit the printable application form. Testing windows, application deadlines, and fees are listed in the Appendix.

## Eligibility Requirements

One of the following educational and professional experience requirement combinations is required to apply:


- Baccalaureate or equivalent first university degree, and a minimum of three years of regulatory or regulatory-related work experience\*
- Master's degree and a minimum of two years of regulatory or regulatory-related work experience\*
- Doctorate degree and a minimum of one year of regulatory or regulatory-related work experience\*

\*Regulatory-related experience may include quality assurance, quality control, clinical research related to the approval of health products or health product project management.

## General Application Instructions

Include your name on the application as it appears on a government-issued photo identification (ID). If the name on the application does not match the government ID, you will not be allowed to sit for the exam.

- Provide a valid email address. If using a work email address, please keep in mind that any change in employment during the application process could affect access to that email account. All communications about the exam, including scheduling and results information, are electronic. Please contact the RAPS Program Office with email address changes.



Complete the exam application fully. As part of the application process, you must attest to the following:

- I have read, understood, and agree to comply with all policies outlined in the RAC Candidate Guide.
- I acknowledge and agree to RAPS examination policies and certification policies.
- The information in my RAPS account is complete and accurate.
- I meet all eligibility requirements for the RAC exam, and I authorize RAPS to make any inquiries deemed necessary to verify my credentials.
- I understand that false information may provide cause for denial of this application or loss of the RAC credential.
- I allow RAPS to use information from my application and from the exam for the purpose of aggregate statistical analysis, provided that any personal information or identifiers are removed.
- I authorize RAPS to publish my name in the public certification directory if I successfully complete my examination.
- I understand and agree to the policies related to withdrawing from the exam.
- I acknowledge that I have read and understand the tenets outlined in the RAPS Code of Ethics.

See the Appendix for the Code of Ethics for Regulatory Professionals.

Incomplete applications will delay processing and may lead to rejection minus an administration fee.

### Key Application Facts

- Make sure name on application matches the provided government-issued ID
- Use an email with long-term access; personal emails are often more effective than work emails
- Read the Candidate Guide
- Read and agree to abide by the RAPS Code of Ethics
- Review eligibility rules and ensure adherence before applying

## Submitting Payment

The correct payment must accompany applications.

## Application Receipt Confirmation

Receipt of a “thank you” email signifies application receipt. The RAC Program Office will contact candidates with application questions or if an application is selected for audit.

## Application Audit

RAPS may audit a percentage of applications for completeness and accuracy. If selected for audit, the candidate will receive an email detailing additional documentation requirements. Noncompliance by the stated deadline will result in the candidate not being allowed to test. The candidate will be issued an exam refund minus the administration fee.

## Incomplete Applications

Any application deficiency must be corrected by the application deadline. Noncompliance by the stated deadline is grounds for application rejection. Candidates will be issued an exam refund minus the administration fee.

## Application Rejection

Applications will be rejected for failure to meet eligibility requirements or falsification of application information. Applicants rejected on these grounds will be issued an exam refund minus the administration fee. Penalties and sanctions may also apply.

## Application Withdrawal/Cancellation and Refunds

To cancel your application, submit a written request to the RAPS Program Office before the application deadline (prior to any transfers). There is an administrative fee for canceled applications. Candidates are ineligible for refunds following a transfer. Requests to cancel after the deadline will be rejected.

## Transferring to Another Testing Cycle

A request to transfer to the next testing window may be made without charge by contacting the RAPS Program Office before the application deadline. Only two transfers are permitted. Additional transfers will require re-applying to the program at full price.

Requests to transfer to the next testing window are free if they are made before the application deadline. Transfer fees apply if the transfer is made after the application deadline until the final day of the exam window. Transfers will not be permitted after the final day of the testing window. Applicants who request to transfer after the final day of the testing window must re-apply to the program at full price.

For candidates seeking transfers because of an emergency, consult the “Emergency Situations” section.

## Appeals Process

Candidates have the right to request for reconsideration any adverse decision made by the RAPS Program Office.

1. A request for reconsideration must be submitted to the RAPS Program Office within 30 days after adverse decision notification using the form in the Appendix.
2. RAPS will acknowledge such requests in writing within 10 days.
3. The Regulatory Affairs Certification Board (RACB) will address the reconsideration.
4. Reconsideration outcome notifications will be provided within 90 days of receipt. RACB decisions are final.

## Nondiscrimination Policy

The RAC program does not discriminate on the basis of age, gender, race, religion, national origin, disability, sexual orientation or marital status.

# Exam Scheduling

## Notice to Schedule Email

Exams are scheduled directly with the contracted testing vendor, Meazure Learning, who will send “Notice to Schedule” emails approximately 10 days before the testing window starts. This email provides important exam scheduling instructions.

Applicants should add [candidatesupport@meazurelearning.com](mailto:candidatesupport@meazurelearning.com) to their email safe list.

The email will contain a website link, unique login ID, and password. Use the link to choose the test date, time, and modality (the choice is between in-person and online testing).

## Exam Scheduling

Log in to the Meazure Learning scheduling site and choose between in-person and online testing.

Candidates should schedule their exam as soon as possible to receive the most date, time, and location options. Scheduling requests must be submitted at least two days before the preferred testing date. All exams must be scheduled two days before the testing cycle closes.

Meazure Learning will email exam scheduling confirmation, a copy of which candidates must present at the testing center on test day.

Meazure Learning reserves the right to cancel any testing site. Meazure Learning will send notifications and instructions for fee-free rescheduling if it cancels a site.



## Scheduling an Online Exam

When choosing an online exam, candidates must confirm their demographic information, attest to Meazure Learning's privacy policy, and test their computers for exam delivery system requirements. Meazure Learning strongly encourages applicants to performance check their systems during appointment scheduling. Candidates whose computers fail the check will receive feedback on the hardware or software issues. Candidates must correct the issue, update the computer, or obtain another computer to test.

The system requirements check is included in the confirmation email. Candidates are reminded to perform the check prior to testing. Following these administrative tasks, the candidate selects “schedule” to proceed.

The candidate's computer must have webcam capability as well as a microphone and speakers. Candidates must have an adequate internet connection to ensure that the proctor can access the candidate's computer and that the session can proceed without internet disruption on exam day.

See the “Computer Requirements” section for full details on specifications needed for online testing.

## In Person International Testing

Applicants looking to schedule an in person exam outside of the US or Canada should follow the instructions to schedule through the Meazure Learning scheduling site. Candidates should consider locations they may visit for business or pleasure if they cannot find a location near their home or office. Meazure Learning cannot guarantee availability of any international site/date during the designated testing period.

Within five business days, Meazure Learning will issue a confirmation notice for one of the preferred sites/dates. If none of the preferred sites or dates are available, Meazure Learning will offer an alternate site or date for candidate approval. Upon approval, Meazure Learning will issue a confirmation notice.

## Change an Onsite Testing Appointment

Candidates should use the link provided in their appointment confirmation emails if they wish to change the date, time, or location of the appointment within the same exam window.

Tests may be rescheduled with the same testing window up to two days before the scheduled appointment. To move to a different testing window, consult the “Transferring to Another Testing Cycle” section.

Meazure Learning charges a rescheduling fee for each request. Meazure Learning’s email is: [candidatesupport@MeazureLearning.com](mailto:candidatesupport@MeazureLearning.com). Contact Meazure Learning by telephone at +1 919 572 6880 if online rescheduling is problematic.

## Change an Online Testing Appointment

Access the online testing system via the scheduling link provided in the “Notice to Schedule” email to change appointments.

The rescheduling fee does not apply to online testing candidates who are rescheduling to another online testing slot or switching to in-person testing. The fee does apply to candidates rescheduling from in-person testing to another in-person time, location, or to an online testing appointment.

## Change the Exam Type or Modality

A candidate requesting to change the exam they wish to take (e.g., from RAC-Devices to RAC-Drugs, or vice versa) or the testing modality (e.g., from online to onsite testing, or vice versa) must submit the request by the application deadline. Changes to the exam type should be directed to the RAPS Program Office. A change fee will apply.

## Emergency Situations

Under certain emergency situations as outlined, the Program Office may, at its discretion, transfer an applicant’s exam to the next testing window and waive the transfer fee. If an applicant cannot take the RAC exam for one of the following reasons the applicant may request to transfer to the next testing cycle:

- Serious illness (either the candidate or an immediate family member)
- Death in the immediate family
- Disabling accident
- Court appearance or jury duty
- Unexpected military deployment
- Mandatory quarantines
- Geopolitical event (e.g., breakout of war)

In such circumstances, the applicant must contact the RAPS Program Office no more than three days after the end of the window. The appropriate documentation must be submitted. Work-related emergencies do not qualify for this exception.

## Failure to Schedule or Keep an Appointment

Such failures are considered a no-show and result in all exam fees being forfeited. The following are no-show situations:

- Failure to schedule an exam appointment during the testing cycle
- Failure to fulfill a scheduled appointment
- Arriving at the testing site more than 15 minutes late
- Failure to produce appropriate government-issued ID at the exam appointment

No-shows must reapply to take the exam at the full price.

## Special Accommodations for the Exam

Candidates who require special accommodations under the Americans with Disabilities Act (ADA) must send the completed “Special Accommodations Request” with “Disability-Related Needs” forms completed by a qualified professional, to the RAPS Program Office at the time of application. The request must indicate the nature of the disability and specify the type of accommodation requested. Candidates will be notified in writing if their request is approved. Consult the Appendices for more information.

# On Exam Day (Onsite Testing)

## What to Bring to the Testing Center

Arrive at the testing center at least 15 minutes early with a copy of the exam confirmation email and a valid government-issued ID. IDs must include name (in English characters or translation to compare with RAC application information), photograph, and signature. Make sure that the name on the ID EXACTLY matches that on the scheduling screen. If the ID lists more than one last name, the same last name must be reflected in the confirmation email.

The following are acceptable ID forms:


- driver's licenses
- military IDs
- passports
- national identification cards

In case of a mismatch or incorrect name, contact RAPS immediately on +1 301 770 2920, ext. 200. Candidates who cannot produce ID or exact matching ID forfeit their exam fees and will not be permitted to take the exam.

## Items Prohibited at the Testing Center

Candidates are prohibited from bringing the following items to the test center:

- cameras, cell phones, optical readers, or other electronic devices that include the ability to photograph, photocopy, or otherwise copy test materials
- notes, books, dictionaries, or language dictionaries
- book bags, luggage, purses, or handbags
- iPods, mp3 players, tablets, headphones, or pagers
- calculators, computers, PDAs, or other electronic devices with one or more memories
- personal writing utensils (i.e., pencils, pens, and highlighters)
- watches and other jewelry except for wedding or engagement rings
- food and beverages
- coats and jackets
- weapons
- hats, hoods, or other headwear are not permitted in the exam room unless required for religious purposes; all items are subject to inspection by the proctor if suspicious behavior is detected
- sweaters and sweatshirts without pockets or hoods are permitted
- Google and smart glasses (any glasses with electronics)
- medicine (except as expressly permitted in advance)



You will be provided with an:

- abbreviations table

Meazure Learning testing centers administer exams for multiple organizations. Others in the testing room may be taking different exams and have different rules for their exam, including time allocation and permitted items.

## Other Considerations

- Smoking is prohibited
- Questions about exam content are allowed
- Exam sessions are monitored and recorded in both audio and video formats
- If breaks are allowed, the clock keeps running

## Inclement-Weather Cancellations

In the event of dangerous weather, a natural disaster, or other emergencies, Meazure Learning will post the information on its website. Candidates scheduled at a site operating on a delay will receive an email from Meazure Learning. Should the site be closed entirely, Meazure Learning will contact the candidate to reschedule.

## Exam Security and Confidentiality

The RAC exams are the sole and exclusive property of the RAPS Program Office. These materials are confidential and not available for review by any person or organization other than the RACB and the exam committees. Copying, publishing, or disclosing exam content in any form is considered a violation of the exam security and confidentiality policy, and subject to disciplinary action, which may include termination of a testing session, invalidation of test results, and/or revocation of an RAC credential.

## Termination of Exam/Dismissal

Candidates are expected to always conduct themselves in a professional manner at the testing center. The test center administrator or proctor is authorized to dismiss anyone and/or request that a test score be nullified under the following circumstances:

- Using or attempting to use someone else to take the examination.
- Using notes or other study materials during the testing process.
- Creating a disturbance. Disruptive behavior in any form is not tolerated. The test administrator has sole discretion to determine what constitutes disruptive behavior.
- Communicating in any manner with anyone other than the administrator or proctor during the testing process.
- Leaving the testing room without permission.
- Tampering with a computer.
- Removing or attempting to remove any material from the testing room.
- Failing to follow any examination policies or requirement explained in this Candidate Guide.

## Problems at the Testing Center

The RAPS Program Office and Meazure Learning take steps to assure that the exam process is effective. However, sometimes there are irregularities. Contact the proctor immediately about any technical difficulties during the exam. Candidates may reschedule their exam appointment if a delay lasts longer than 30 minutes.

# On Exam Day (Online Testing)

## Authentication

- Show government-issued photo ID with a signature exactly matching the name used for registration
- Username, password, and exam password from “Notice to Schedule” email

## Before Beginning

Before and after the exam, candidates will be asked to open their task manager (PC) or activity monitor (Mac) and ensure that all programs not needed for the exam are shut down. Candidates will also be asked to open and clear their clipboards.

Candidates are required to pass the systems’ requirements check prior to testing. After the systems’ requirements check, the proctor verifies the identity of the candidate by examining the candidate’s government-issued ID. The candidate may communicate with the proctor via chat features available within the online testing launch site.

If a computer fails the check of systems’ requirements, candidates must correct the issue or obtain another computer to complete the testing appointment.

If directed by the proctor, or in case of technical difficulties, the candidate may contact the proctor by telephone.

As part of the login process, the candidate shows the proctor a 360-degree view of his or her environment, including the desk, by holding and moving the webcam or laptop with a webcam as directed by the proctor. After the environment check, the proctor enables the monitoring software, which allows the proctor to watch the candidate via the candidate’s webcam and record video and audio during the testing appointment.

When the proctor has completed the necessary steps to ensure monitoring, the candidate clicks a link to launch the exam login process.



## During the Exam

The environment should be quiet to avoid distractions and to ensure that the online proctor can hear everything at the candidate’s location.

The proctor has complete access to the candidate’s computer to monitor for unauthorized activities, such as accessing other software applications, using multiple monitors, letting someone else take the exam, and allowing anyone other than the proctor remote access to the computer.

The proctor can terminate the testing appointment for integrity reasons at any time.

During the exam login process, the proctor and candidate complete a dual login, in which candidates verify their information, complete the candidate-attestation statement, and review the testing rules and policies. In addition, prior to launching the exam, the candidate can review the online tutorial of ProctorU.

Testing time for candidates begins when the exam is launched. When a candidate completes the exam, they click “submit exam” and confirm their readiness to submit the exam. If a candidate does not submit the exam before the time limit, the exam will automatically be submitted at that time.

A “thank you” message will be presented to candidates after the submission.

## Room Environment

- Quiet location
- Only candidates in the room
- Working, powered, and connected computer matching requirement specifications
- Clear desk/test-taking surface
- Remain seated
- No food or drink
- No hats, hoods, or other headgear, other than for religious purposes
- No coats or jackets

## Other Considerations

All exam sessions are monitored and recorded in both audio and video formats

- Breaks are not permitted for online exams
- No note board or scratch paper is permitted

## Online Testing Log-In Issues

Log-in issues for online tests occur very rarely.

However, if a candidate is unable to begin the exam within 30 minutes of the scheduled exam start time, the candidate shall be provided the opportunity to reschedule to another date within the same exam window. In such an event, candidates must call Meazure Learning to reschedule, no later than close of business of the next available business day. If a candidate can log into the exam but is unable to complete the exam because of technical issues, the candidate will be permitted to re-test during the next testing window.

## Online Testing Privacy Statement

By taking the online exam, candidates attest that they understand the exam session, including video, is recorded and may be saved for up to one year. The recordings will be deleted no later than one year after the exam date. By agreeing to take the exam online, the candidate agrees to exam session recording and review by the testing agency and testing program owners.



# After the Exam

## Exam Scoring

Exams are scored by Measure Learning after the close of the testing cycle. Exams are not scored at testing centers. A statistician and the exam committee review statistical report of scoring to assure ongoing quality of the exams.

All scores will be reported on a scale of 0 to 99. The scaled score is neither the number of questions answered correctly, nor the percentage of questions answered incorrectly. One cannot look at the scaled score and determine the number of correctly answered questions needed to pass the exam.

## Notification of Exam Results

Exam results are typically available six weeks after the close of the testing cycle. Results will be sent via e-mail. No results will be reported over the telephone. Results are released only to candidates.

## RAC Recognition

A list of all active RAC-credentialed professionals is available online at [RAPS.org](https://raps.org). Newly credentialed professionals are added after all candidates are notified of their status. Anyone not wishing to be included in the online listing should contact the RAPS Program Office.

## Use of the RAC Designation

After passing, candidates may use the “RAC-Drugs” designation as a professional credential after their names, as well as on resumes, curriculum vitae, employment, and other professional records. This designation cannot be used by individuals who do not recertify. See [raps.org](https://raps.org) for more information on the proper usage of the designation.



## Retaking the Exam

Candidates who fail the exam are eligible to retake the exam in the following window. Candidates cannot retake the exam during the same window. To apply to retake the exam, candidates must submit a new application. There is no limit on the number of times a candidate may retake the exam.

## Release of Information

The RAPS Program Office maintains strict procedures for ensuring the confidentiality of all candidate records. Information about candidates is released only to the candidate.

# Recertify

## Maintain the RAC Credentials

Continual learning, knowledge enhancement and professional development are vital to regulatory professionals. Once certified, holders maintain their RAC credentials through continued learning and involvement in professional activities. Holders must renew their RAC every three years by earning 36 RAC recertification credits. Credits may be accumulated in many ways, including participation in continuing education, public speaking on regulatory topics, professional writing and involvement with professional organizations.

Individuals who hold more than one RAC designation are only required to submit a single recertification application with a total of 36 credits. The recertification cycle is based on

the initial RAC certification and the related recertification cycle. Detailed information about maintaining and renewing in the [RAC Recertification Guide](#).

## Contact Information

Regulatory Affairs Professionals Society  
RAPS Program Office  
Tel: +1 301 770 2920, ext. 200  
Email: [certification@raps.org](mailto:certification@raps.org)

Measure Learning  
Tel: +1 855 772 8678  
Chat: <https://auto.proctoru.com/chat>  
Email: [candidatesupport@measurelearning.com](mailto:candidatesupport@measurelearning.com)



# Appendix A

## RAC-Devices Exam Content Outline

Each exam is based on a survey of the scope of practice and specific roles and responsibilities of regulatory professionals in the workplace with at least three years of regulatory experience. Each exam is reviewed and revised annually, and content is updated before the Summer exam cycle. Domain weighting percentages in the exam content outline are approximate and may be +/-2%. Exam content for the RAC-Devices exam is based on regulations and guidelines in:

### Domain I: Strategic Planning—Exam Weighting approximately 29%

- Task 1: Determine the proposed product classification by using the relevant regulation to prepare for regulatory pathway and submission strategy.
- Task 2: Evaluate the regulatory environment and provide internal advice throughout the life cycle of the product (e.g., concept, development, manufacturing, marketing) to facilitate product compliance.
- Task 3: Provide input regarding comparative effectiveness/health technology assessment associated with reimbursement.
- Task 4: Perform risk/benefit analysis on product development concept for initial product viability.
- Task 5: Provide direction for safety and effectiveness testing (e.g., bench, preclinical, clinical) at the feasibility phase to determine the ability to comply with regulatory requirements.
- Task 6: Collaborate with and advise research and development programs regarding applicable regulatory compliance.
- Task 7: Provide regulatory intelligence to develop local, regional, and global regulatory strategies.
- Task 8: Evaluate the regulatory outcomes from the initial product concepts and make recommendations for future actions.
- Task 9: Research and interpret regulatory decisions in a similar product category to assess regulatory approval implications.
- Task 10: Identify appropriate regulatory authorities for submission of data for product being developed.
- Task 11: Assess impact of local, regional, and global requirements and considerations on the content of regulatory submission/dossiers.
- Task 12: Evaluate global filing strategy (e.g., simultaneous filings, joint reviews, mutual recognition agreements, assessment of similarity or dissimilarity of requirements) to define market feasibility.
- Task 13: Anticipate regulatory concerns arising from trade issues (e.g., applicable treaty law, international conventions, “for export only” status).
- Task 14: Provide alternative strategies for product development and submission to ensure timely approval and advise internal stakeholders on the requirements.
- Task 15: Develop and review regulatory department standard operating procedures to achieve regulatory compliance.
- Task 16: Participate in internal training programs for company personnel to achieve regulatory and quality compliance.
- Task 17: Assist other departments to develop standard operating procedures to achieve regulatory compliance.

### Domain II: Pre-marketing—Exam Weighting approximately 25%

- Task 1: Evaluate need for and contribute to product development for special patient populations (e.g., pediatric investigation plan/waivers/deferral, orphan devices, and humanitarian device exemptions).
- Task 2: Advise stakeholders of regulatory requirements for quality, bench, preclinical, and clinical data.
- Task 3: Assess the acceptability of quality, bench, preclinical, and clinical documentation for submission filing to meet regulatory requirements.
- Task 4: Negotiate and interact through appropriate communication tools (e.g., meetings, email) with regulatory authorities before and during the product development and review process to facilitate submission approval.

- Task 5: Determine acceptability of submission package through the preparation and review of relevant sections to comply with applicable requirements.
- Task 6: Compile and prepare regulatory submissions according to relevant guidelines and submit to the appropriate regulatory authorities.
- Task 7: Monitor the progress of the regulatory authority review process through appropriate communication with the agency.
- Task 8: Evaluate the impact on the regulatory submission strategies of proposed manufacturing changes during the preclinical development and clinical studies.
- Task 9: Facilitate the development of appropriate and timely responses to regulatory authority queries and actions to meet regulatory requirements.
- Task 10: Participate in developing a risk management system to ensure that local, regional, and global regulatory requirements are met.
- Task 11: Identify and monitor events and processes and, as applicable, submit reports (e.g., serious adverse events, periodic reports, final study reports) or notifications (e.g., changes in manufacturing) to regulatory authorities to comply with regulations.
- Task 12: Interact with other companies associated with acquisitions and collaborations.
- Task 13: Interact with and record the use of contract research organizations, subcontractors, test facilities, and consultants.
- Task 14: Review documentation of raw materials to ensure compliance with regulatory requirements.

### Domain III: Post-marketing—Exam Weighting approximately 38%

- Task 1: Review advertising and promotional materials for regulatory compliance.
- Task 2: Review and provide input to labeling to comply with regulatory requirements.
- Task 3: Submit notifiable changes and supplemental dossier to the appropriate regulatory authorities to update product information and/or instructions for use to reflect current state of product.
- Task 4: Verify that appropriate standard operating procedures are in place to manage product associated events, complaints, recalls, market withdrawals, and safety reports.
- Task 5: Provide input to the risk assessment associated with product issues and implement appropriate regulatory steps to address issues (e.g., consumer information, advertising, labeling changes, warnings, alerts, product changes, recalls, withdrawals).
- Task 6: Participate in implementing regulatory strategy for handling recalls and communication to stakeholders (e.g., dear healthcare provider letters, patient letters, distributor letters, health authorities).
- Task 7: Report notifiable manufacturing product-associated events (e.g., failures, recalls, corrective actions resulting from inspections) to regulatory authorities as required.
- Task 8: Report product safety issues to regulatory authorities as required to comply with local, regional, and global regulations.
- Task 9: Submit single-case or aggregate safety reports to comply with local, regional, and global regulations or upon request by regulatory authorities.
- Task 10: Comply with product post-marketing surveillance requirements to meet conditions of approval.
- Task 11: Proceduralize the regulatory assessment process to define notifiable changes to comply with local, regional, and global regulatory authorities for post-marketing changes.
- Task 12: Evaluate change control documents to determine the level of change and consequential submission requirement.
- Task 13: Participate in crisis/issue management team (e.g., product recall, counterfeiting) and assess the regulatory impact of an event and proposed resolution.
- Task 14: Review regulatory aspects of contracts (e.g., quality, product complaints, recalls, vigilance) for product manufacture and distribution.
- Task 15: Control access to regulatory documentation, ensuring confidentiality and protection of proprietary information.

- Task 16: Maintain licenses (e.g., establishment, narcotics, controlled substances) and submit renewals as required.
- Task 17: File new and amended patent/trademark forms to update information with applicable regulatory authorities to meet regulations.
- Task 18: Provide required information (e.g., clinical data) in support of product reimbursement requests.
- Task 19: Submit documentation and samples for lot release, if required, for customs clearance.
- Task 20: Demonstrate that quality systems are in place (e.g., ISO 13485 for medical devices).
- Task 21: Comply with import and export requirements.
- Task 22: Demonstrate compliance with applicable market controls and requirements (e.g., controlled substances, veterinary use only).
- Task 23: Assess adequacy of product traceability systems.

#### Domain IV: Interfacing—Exam Weighting approximately 8%

- Task 1: Communicate and negotiate with regulatory authorities and stakeholders to facilitate compliance on regulated products.
- Task 2: Review public communications, press releases, etc., to ensure regulatory compliance.
- Task 3: Participate in internal product review committees (e.g., labeling, quality, launch).
- Task 4: Develop early warning systems to identify potential regulatory compliance issues affecting the company and advise affected internal functional groups.
- Task 5: Identify and interact with the standards-developing organizations that are appropriate for the company's product. All Tasks may be examined under the following knowledge or skill areas:
- a. Regulatory intelligence
  - b. Product development
  - c. Risk management
  - d. Licensing, registration, and maintenance
  - e. Post-market activities

## Appendix B

### Special Accommodations Request Form

To the Applicant: The Regulatory Affairs Certification Board (RACB) may provide accommodations to candidates with a disability as defined by the Americans with Disabilities Act (ADA). Please review the RAC Candidate Guide before submitting this form to be sure a candidate qualifies for special accommodation.

Please type or print

Name	<input type="text" value="First"/>	<input type="text" value="Last"/>	<input type="text" value="MI"/>
Address	<input type="text" value="Street"/>		<input type="text" value="Mail Stop/Suite/Apt"/>
	<input type="text" value="City"/>	<input type="text" value="State/Province"/>	<input type="text" value="ZIP/Postal Code"/>
Phone	<input type="text" value="Country &amp; Area Code"/>	Email	<input type="text"/>

For which of the following examinations are you requesting accommodation? ☐ RAC-Devices. ☐ RAC-Drugs

#### 1. Type of accommodation requested

#### 2. Have you previously received accommodation in any educational or testing situation? ☐ Yes ☐ No

If yes, please describe the accommodations received

I certify that the above information is true and accurate.

<input type="text" value="Signature"/>	<input type="text" value="Date"/>
--	-----------------------------------

## Appendix C

### Documentation of Disability-Related Needs

To the Professional: The individual identified below is requesting accommodation for the Regulatory Affairs Certification (RAC) exam. The Regulatory Affairs Professionals Society (RAPS) requires that candidates requesting testing accommodations provide documentation of the disability from a person qualified to assess the disability.

By completing and signing this form, you are verifying that the individual named below has been diagnosed with the stated disability, and the recommended accommodation is required to fairly demonstrate the candidate's ability on the exam.

Candidate Name

Phone  Email

Please include the following:

1. Diagnosis (note: mental and emotional disabilities must include a diagnosis from the DSM-IV)

2. Description of the candidate's disability and how the disability affects the candidate's major life activities (e.g., hearing, seeing, walking, talking, performing manual tasks)

3. Recommended Accommodations:

Signature	Date

# Appendix D

## Code of Ethics

As regulatory professionals, we have the responsibility to maintain particularly high standards of professional conduct while exercising professional requirements and duties in upholding and clarifying the applicable laws and regulations. We strive to make a positive contribution to public health by using this code of ethics in our workplace(s). This is the RAPS Code of Ethics; regulatory professionals understand that their employers and others may have other codes of ethics that they may need to acknowledge, understand, and follow.

Our Code of Ethics was first initiated in 2003 and has been updated twice since then. We vow to regularly assess its applicability and refresh its content as the regulatory profession grows and evolves.

### Fundamental Principles

As a regulatory professional I aspire to:

- Provide my employer with the complete regulatory requirements to ensure their activities are conducted in compliance with the laws and regulations of the respective authorities.
- Be competent in performing my duties as a regulatory professional.
- Base decisions on factual, up-to-date information and clearly communicate competing or conflicting concerns, as necessary. Have integrity. Be consistent in making decisions and be trustworthy.
- Be honest with employers and team members to ensure all information and communications are accurate and complete.
- Have the courage to make difficult decisions. Present all relevant information to my organization to promote decisions. Be able to withstand challenges to my views and be accountable for my errors.
- Be fair in my dealings with all stakeholders. Apply regulatory standards equitably. Consider all interests of all parties in the decision processes.
- Be respectful of others. Treat all individuals with dignity and courtesy.

RAPS members perceive eight core values that regulatory professionals use in conducting their professional responsibilities.

### Duty

Our role is defined by our responsibility to advise individuals, team members, and organizations regarding the appropriate regulatory context for actions they may want to take. We also must heed our obligations as employees, consultants, and contractors for making products for patients; as members of teams conducting clinical & nonclinical studies; as regulators; and as members of our profession. Regulatory professionals have a duty to:

- Disseminate and interpret applicable government laws and regulations, industry standards and *good practice* guidelines without bias.
- Provide healthcare professionals (HCPs) with accurate and relevant information regarding the safety and effectiveness of products.
- Maintain the integrity of our profession and strive to preserve the public's trust.

### Competence

Competence means the regulatory professional has the knowledge, experience, ability and skill sets to effectively identify, analyze, solve, or recommend solutions for regulatory challenges. We must be dedicated, yet flexible to adapt to the constantly changing requirements.

The diversity of individuals and organizations within the profession necessitates a commitment to evolve by a variety of options: continuing education, work experience, professional training, and certifications. Maintaining regulatory competence is a continual learning process. Regulatory professionals develop competence by:

- Being knowledgeable about current and future trends.
- Encouraging and supporting professional growth and development among peers and colleagues so all can gain and demonstrate competence in the profession.
- Participating in continuing education opportunities related to regulatory laws, guidance, standards, and other updates.

### Objectivity

Regulatory professionals display objectivity by:

- Responding carefully to issues and recognizing other points of views and striving to offer an unbiased expression of facts.
- Presenting regulatory opinions, options and associated risks when developing regulatory strategies.
- Clearly delineating regulatory requirements, internal requirements and personal preferences.
- Appropriately disclosing new information.

### Integrity

Regulatory professionals should not compromise their values or trustworthiness for personal gain or professional enhancement. Regulatory professionals shall develop and maintain integrity by:

- Keeping their commitments
- Giving credit for the work of others
- Maintaining confidentiality
- Seeking advice when uncertain
- Maintaining integrity without compromise
- Avoiding situations that put integrity at risk
- Accepting that best option may not be in their employer's short-term interest
- Avoiding conflicts of interest
- Adhering to their employer's Ethics and Compliance Standards

### Honesty

Regulatory professionals shall exhibit honesty in all activities. Honesty requires acting free from deceit or deception, including dishonesty by omission or failing to provide comment when ethically required. Regulatory professionals shall build honesty and trust by:

- Ensuring information is accurate and complete.
- Protecting against omission of information or creation of false impressions.
- Resisting pressures to relax standards of honesty to achieve expediency.
- Providing a complete profile of a product under review in all regulatory submissions.

### Courage

Regulatory professionals must have courage to evaluate, conclude, and provide consistent and accurate advice. Regulatory professionals develop courage by:

- Encouraging an open exchange of all views, even if they challenge regulatory advice.
- Admitting mistakes, accepting accountability and promptly correcting any errors, miscommunications, or misperceptions.
- Delivering bad news quickly to management when necessary.
- Providing information to all stakeholders regarding risks and consequences if regulatory advice is overruled or ignored.

### Fairness

Regulatory professionals strive to treat all persons fairly, equitably, and equally to create and maintain a healthy workplace, so that all people can thrive both personally and professionally. Regulatory professionals demonstrate fairness by:

- Respecting the letter and spirit of laws and regulations.
- Applying the appropriate regulatory standards to all cases.
- Considering cultural and regional differences and local requirements.
- Presenting the facts and objective analysis of scientific information using sound statistical interpretation to minimize bias while clarifying uncertainty.
- Ensuring all interests, public and private, are appropriately considered in the regulatory decision processes.

### Respect

Regulatory professionals must respect the roles of their colleagues, and both recognize and acknowledge all. Regulatory professionals develop respect by:

- Listening.
- Treating all parties with dignity and courtesy.
- Accepting personal differences.
- Creating a positive environment where diversity, equity and inclusion thrive.
- Creating an environment where there is zero tolerance for harassment of any kind towards others.
- Finding creative ways to resolve conflict.
- Being patient and forgiving when others make mistakes and not assign blame.

# Appendix E

## Appeals Request Form

Candidates have the right to request reconsideration of any adverse examination decisions made by the RAPS Program Office. An appeal must be submitted in writing not more than 30 days following the date of notification of the adverse decision using the form provided. Appeals should be sent to the RAPS Program Office at [certification@raps.org](mailto:certification@raps.org). All appeals will be acknowledged by RAPS within 10 days in writing. The Regulatory Affairs Certification Board (RACB) will address appeals. Appeals notifications will be provided within 90 days of receipt. All decisions made by the RACB are final.

Candidate Name

Phone  Email

Mark the pertinent exam window and exam type:

☐ Spring ☐ Summer ☐ Autumn

☐ RAC-Devices ☐ RAC-Drugs

1. Mark the reason for the appeal:

- ☐ Eligibility
- ☐ Testing Conditions
- ☐ Exam Scoring
- ☐ Other (please specify):

2. Provide a concise description of the situation or issue and your desired outcome.

Signature  Date

## Appendix F

### 2025 Application Deadlines and Testing Windows

Windows	Application Deadline	Window Opens	Window Closes
Autumn 2024	Thursday, 3 October 2024	Monday, 4 November 2024	Friday, 6 December 2024
Spring 2025	Thursday, 27 February 2025	Monday, 24 March 2025	Friday, 25 April 2025
Summer 2025	Thursday, 19 June 2025	Monday, 14 July 2025	Friday, 15 August 2025
Autumn 2025	Thursday, 2 October 2025	Monday, 3 November 2025	Friday, 5 December 2025

Applications and payment must be received by 11:59 pm (US Eastern Time) on the application deadline dates listed above. Applications received after the deadline will not be processed.

## Appendix G

### 2025 Application, Transfer, and Other Fees

#### Application Fees

Pricing	RAPS Member	\$590 (US)
	List	\$740 (US)

Candidates must be a RAPS member at the time of application submission to receive the members' rate. If applying for RAPS membership prior to submitting a RAC application, ensure RAPS membership confirmation receipt before submitting the RAC application. RAPS membership information at [raps.org](https://raps.org).

#### Other Fees

Category	Amount
Administrative Fee	\$100
Transfer Fee	\$275
Rescheduling Fee	\$50
Form Change Fee	\$50

## Appendix H

### Important Contact Information

Meazure Learning  
Tel: +1 919 572 6880  
Email: [candidatesupport@MeazureLearning.com](mailto:candidatesupport@MeazureLearning.com)

RAPS Program Office/Customer Support  
Tel: +1 301 770 2920, ext. 200  
Email: [certification@raps.org](mailto:certification@raps.org)